

Mackenzie FuturePath Global Fixed Income Balanced Portfolio

Why invest in this fund?

- Bespoke all in one solution created exclusively for Primerica.
- Reliable cashflow with some growth potential.
- Actively managed to optimize risk adjusted return potential.

What does this fund invest in?

- The Fund seeks income and some long-term capital growth by investing primarily in other mutual funds that invest in Canadian and foreign equities and fixed-income securities and other asset categories, although it may also invest in securities directly.
- The Fund's asset mix will generally range between 5%–40% equities and 50%–95% fixed-income securities.
- The Fund diversifies in terms of geographic exposure, equity factor exposure, sector exposure, company market capitalization, portfolio manager style, credit quality and duration.

Benchmark

70% FTSE Universe 10% TSX Composite 20% ACWI

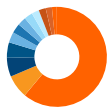
Top 10 Holdings

As of Jul 31, 2024

Mackenzie Enhanced Fixed Income Risk Premia Fund Series R	4.97%
Mackenzie US Investment Grade Corporate Bond Index ETF (Canada Hedged)	4.37%
Mackenzie US Large Cap Equity Index ETF	3.84%
Province of Ontario 4.15% 06-02-2034	2.31%
iShares Core MSCI EAFE ETF	2.01%
Government of Canada 3.00% 06-01-2034	1.79%
Province of Quebec 4.40% 12-01-2055	1.15%
Apple Inc	0.67%
Microsoft Corp	0.65%
Royal Bank of Canada	0.61%

Sector allocation

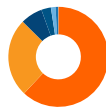
as of Jul 31, 2024



Fixed Income	61.1%
ETFs	7.5%
Financials	6.1%
Information Technology	5.0%
Industrials	3.4%
Cash & Equivalents	3.1%
Other	2.8%
Energy	2.7%
Consumer Discretionary	2.4%
Health Care	2.3%
Materials	2.0%
Communication Serv.	1.6%

Regional allocation

as of Jul 31, 2024



Canada	62.0%
United States	25.4%
Other	7.1%
Cash & Equivalents	3.1%
United Kingdom	1.5%
France	0.8%
Ireland	0.1%

Credit allocation

as of Jul 31, 2024



AAA	7.9%
AA	9.7%
A	15.8%
BBB	13.7%
BB	2.4%
B	1.1%
CCC & Below	0.4%
NR	4.7%
Cash & Equivalents	3.2%
Equities	41.1%

Fund management

FUND DETAILS

Asset class:	Global Balanced
Fund start date:	June 22, 2022
Risk tolerance:	Low to Medium
PFSL classification:	Balanced
Total Fund Assets:	\$15.64 million

FUND CODES

Series	Prefix	Front End
PA	MFC	13702
PH	MFC	13705

MANAGEMENT FEES

Series	Management fees	MER
PA	0.75%	1.10%
PH	0.65%	0.93%

LAST PAID DISTRIBUTION

Series	Frequency	Amount	Date
PA	Annually	0.2030	Dec 22, 2023
PH	Annually	0.2145	Dec 22, 2023

PORTFOLIO MANAGERS

Nelson Arruda
Mackenzie Multi-Asset Strategies Team
Senior Vice President, Portfolio Manager, Head of Team

Mackenzie FuturePath Global Fixed Income Balanced Portfolio



Compound net returns (%)

as of Aug 30, 2024

	Series PA%	Series PH%
1 Month	0.51	0.53
3 Month	4.54	4.59
6 Month	6.03	6.13
1 Year	11.70	11.97
Since inception (June 22, 2022)	7.94	8.17

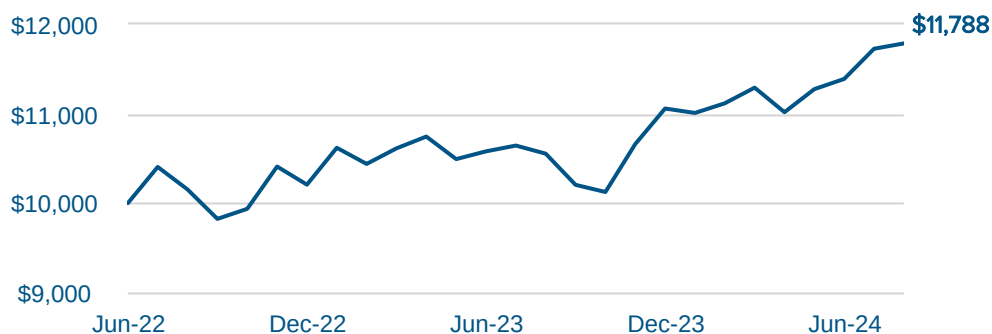
Calendar year returns (%)

as of Aug 30, 2024

	Series PA%	Series PH%
2023	8.35	8.61
YTD	6.59	6.72

Value of \$10,000 invested

as of Aug 30, 2024



For Investor use only. No portion of this communication may be reproduced or distributed to the public as it does not comply with investor sales communication rules. Commissions, trailing commissions, management fees and expenses all may be associated with mutual fund investments. Please read the prospectus before investing. Mutual funds are not guaranteed, their values change frequently and past performance may not be repeated.



Scan here
to learn more